



1 1/4" System

1 3/16" System

Fiberglass System

Special Metals

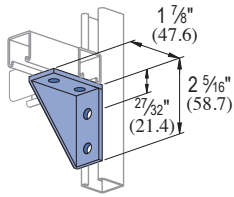
PrimeAngle

Metal Grating

Roofwalk

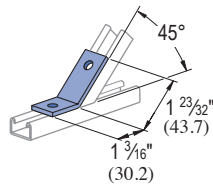
Index

P6332



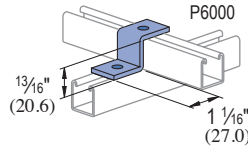
Wt/100 pcs: 19 Lbs (8.6 kg)

P6546



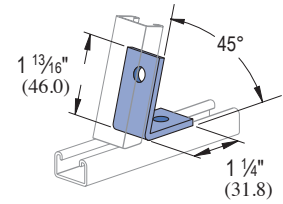
Wt/100 pcs: 8 Lbs (3.6 kg)

P6045



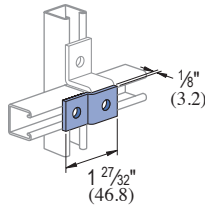
Wt/100 pcs: 7 Lbs (3.2 kg)

P6186



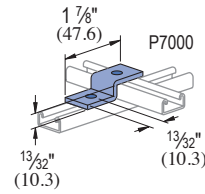
Wt/100 pcs: 8 Lbs (3.6 kg)

P6454



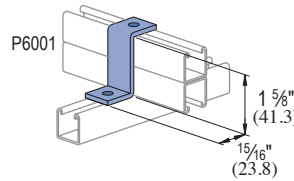
Wt/100 pcs: 5 Lbs (2.3 kg)

P7045



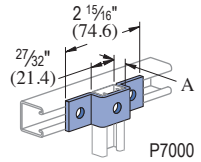
Wt/100 pcs: 6 Lbs (2.7 kg)

P6453



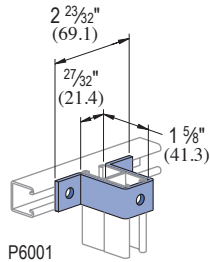
Wt/100 pcs: 9 Lbs (4.1 kg)

P6047, P7047



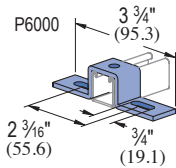
Part No.	A	Wt/100 pcs	Use with Channel
	In (mm)	Lbs (kg)	
P6047	13/16 20.6	12 5.4	P6000
P7047	13/32 10.3	10 4.5	P7000

P6737



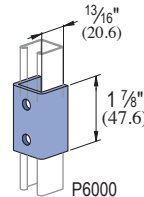
Wt/100 pcs: 16 Lbs (7.3 kg)

P6048



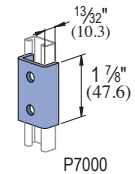
Wt/100 pcs: 14 Lbs (6.4 kg)

P6376



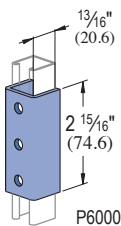
Wt/100 pcs: 17 Lbs (7.7 kg)

P7376



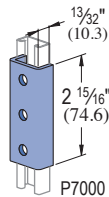
Wt/100 pcs: 11 Lbs (5.0 kg)

P6376A



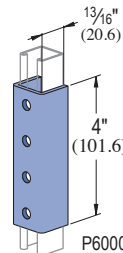
Wt/100 pcs: 26 Lbs (11.8 kg)

P7376A



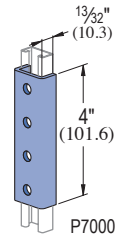
Wt/100 pcs: 16 Lbs (7.3 kg)

P6377



Wt/100 pcs: 36 Lbs (16.3 kg)

P7377



Wt/100 pcs: 24 Lbs (10.9 kg)

Standard Dimensions for 13/16" (20.6mm) width series channel fittings (Unless Otherwise Shown on Drawing)

Hole Diameter: 5/32" (7.1mm); Hole Spacing - From End: 13/32" (10.3mm); Hole Spacing - On Center: 1 1/16" (27.0mm); Width: 13/16" (20.6mm); Thickness: 1/8" (3.2mm)